

Product datasheet

Anti-ZNF19 antibody ab235596

3 Images

Overview

Product name	Anti-ZNF19 antibody
Description	Rabbit polyclonal to ZNF19
Host species	Rabbit
Tested applications	Suitable for: WB, IHC-P
Species reactivity	Reacts with: Mouse, Human
Immunogen	Recombinant fragment corresponding to Human ZNF19 aa 1-200. Database link: P17023
Positive control	WB: Mouse liver lysate; MDA-MB-231 and HepG2 whole cell lysates. IHC-P: Human breast cancer and small intestine tissues.
General notes	<p>Reproducibility is key to advancing scientific discovery and accelerating scientists' next breakthrough.</p> <p>Abcam is leading the way with our range of recombinant antibodies, knockout-validated antibodies and knockout cell lines, all of which support improved reproducibility.</p> <p>We are also planning to innovate the way in which we present recommended applications and species on our product datasheets, so that only applications & species that have been tested in our own labs, our suppliers or by selected trusted collaborators are covered by our Abpromise™ guarantee.</p> <p>In preparation for this, we have started to update the applications & species that this product is Abpromise guaranteed for.</p> <p>We are also updating the applications & species that this product has been “predicted to work with,” however this information is not covered by our Abpromise guarantee.</p> <p>Applications & species from publications and Abreviews that have not been tested in our own labs or in those of our suppliers are not covered by the Abpromise guarantee.</p> <p>Please check that this product meets your needs before purchasing. If you have any questions, special requirements or concerns, please send us an inquiry and/or contact our Support team ahead of purchase. Recommended alternatives for this product can be found below, as well as customer reviews and Q&As.</p>

Properties

Form	Liquid
-------------	--------

Storage instructions	Shipped at 4°C. Store at +4°C short term (1-2 weeks). Upon delivery aliquot. Store at -20°C long term. Avoid freeze / thaw cycle.
Storage buffer	pH: 7.40 Constituents: PBS, 50% Glycerol (glycerin, glycerine), 0.03% Proclin 300
Purity	Protein G purified
Purification notes	Purity >95%.
Clonality	Polyclonal
Isotype	IgG

Applications

Our [Abpromise guarantee](#) covers the use of **ab235596** in the following tested applications.


The application notes include recommended starting dilutions; optimal dilutions/concentrations should be determined by the end user.

Application	Abreviews	Notes
WB		1/500 - 1/2000. Predicted molecular weight: 52 kDa.
IHC-P		1/20 - 1/200.

Target

Function	May be involved in transcriptional regulation.
Sequence similarities	Belongs to the krueppel C2H2-type zinc-finger protein family. Contains 10 C2H2-type zinc fingers. Contains 1 KRAB domain.
Cellular localization	Nucleus.

Images



All lanes : Anti-ZNF19 antibody (ab235596) at 1/500 dilution

Lane 1 : Mouse liver lysate

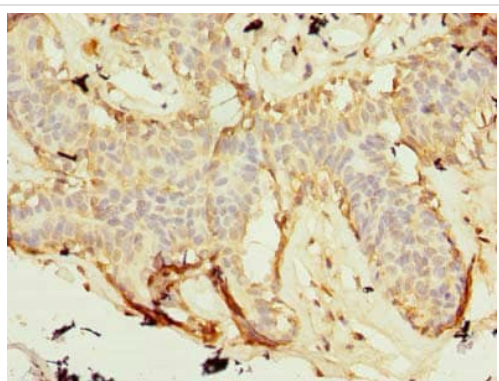
Lane 2 : MDA-MB-231 (human breast adenocarcinoma cell line) cell lysate

Lane 3 : HepG2 (human liver hepatocellular carcinoma cell line) cell lysate

Secondary

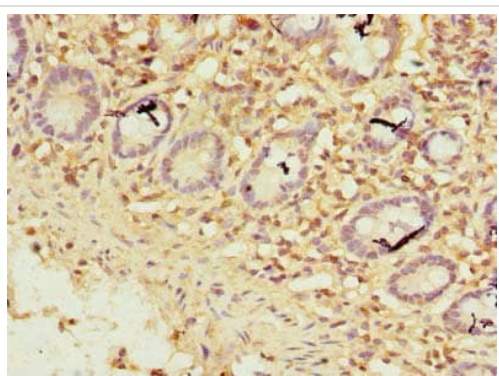
All lanes : Goat polyclonal to rabbit IgG at 1/10000 dilution

Predicted band size: 52 kDa



Immunohistochemistry (Formalin/PFA-fixed paraffin-embedded sections) - Anti-ZNF19 antibody (ab235596)

Paraffin-embedded human breast cancer tissue stained for ZNF19 using ab235596 at 1/100 dilution in immunohistochemical analysis.



Immunohistochemistry (Formalin/PFA-fixed paraffin-embedded sections) - Anti-ZNF19 antibody (ab235596)

Paraffin-embedded human small intestine tissue stained for ZNF19 using ab235596 at 1/100 dilution in immunohistochemical analysis.

Please note: All products are "FOR RESEARCH USE ONLY. NOT FOR USE IN DIAGNOSTIC PROCEDURES"

Our Abpromise to you: Quality guaranteed and expert technical support

- Replacement or refund for products not performing as stated on the datasheet
- Valid for 12 months from date of delivery
- Response to your inquiry within 24 hours
- We provide support in Chinese, English, French, German, Japanese and Spanish
- Extensive multi-media technical resources to help you
- We investigate all quality concerns to ensure our products perform to the highest standards

If the product does not perform as described on this datasheet, we will offer a refund or replacement. For full details of the Abpromise, please visit <https://www.abcam.com/abpromise> or contact our technical team.

Terms and conditions

- Guarantee only valid for products bought direct from Abcam or one of our authorized distributors