



## Product datasheet

# Anti-ZNF260 antibody ab254823

2 Images

### Overview

---

<b>Product name</b>	Anti-ZNF260 antibody
<b>Description</b>	Rabbit polyclonal to ZNF260
<b>Host species</b>	Rabbit
<b>Tested applications</b>	<b>Suitable for:</b> ICC/IF, IHC-P
<b>Species reactivity</b>	<b>Reacts with:</b> Human
<b>Immunogen</b>	<p>Recombinant fragment corresponding to Human ZNF260 aa 1-55. Sequence:</p> <p>MIGMLESLQHESDLLQHDQIHTGEKPYECNECRKTFSLKQ NLVEHKKMHT GEKSH</p> <p>Database link: <a href="#">Q3ZCT1</a></p> <p style="text-align: right;">  <a href="#">Run BLAST with</a>  <a href="#">Run BLAST with</a> </p>
<b>Positive control</b>	IHC-P: Human stomach tissue. ICC/IF: A-431 cells.
<b>General notes</b>	<p>Reproducibility is key to advancing scientific discovery and accelerating scientists' next breakthrough.</p> <p>Abcam is leading the way with our range of recombinant antibodies, knockout-validated antibodies and knockout cell lines, all of which support improved reproducibility.</p> <p>We are also planning to innovate the way in which we present recommended applications and species on our product datasheets, so that only applications &amp; species that have been tested in our own labs, our suppliers or by selected trusted collaborators are covered by our Abpromise™ guarantee.</p> <p>In preparation for this, we have started to update the applications &amp; species that this product is Abpromise guaranteed for.</p> <p>We are also updating the applications &amp; species that this product has been “predicted to work with,” however this information is not covered by our Abpromise guarantee.</p> <p>Applications &amp; species from publications and Abreviews that have not been tested in our own labs or in those of our suppliers are not covered by the Abpromise guarantee.</p> <p>Please check that this product meets your needs before purchasing. If you have any questions, special requirements or concerns, please send us an inquiry and/or contact our Support team ahead of purchase. Recommended alternatives for this product can be found below, as well as customer reviews and Q&amp;As.</p>

## Properties

---

<b>Form</b>	Liquid
<b>Storage instructions</b>	Shipped at 4°C. Store at +4°C short term (1-2 weeks). Upon delivery aliquot. Store at -20°C long term. Avoid freeze / thaw cycle.
<b>Storage buffer</b>	pH: 7.20 Preservative: 0.02% Sodium azide Constituents: 40% Glycerol (glycerin, glycerine), PBS
<b>Purity</b>	Immunogen affinity purified
<b>Clonality</b>	Polyclonal
<b>Isotype</b>	IgG

## Applications

---

Our [Abpromise guarantee](#) covers the use of **ab254823** in the following tested applications.

The application notes include recommended starting dilutions; optimal dilutions/concentrations should be determined by the end user.

Application	Abreviews	Notes
ICC/IF		Use a concentration of 0.25 - 2 µg/ml. Fixation/Permeabilization: PFA/Triton X-100.
IHC-P		1/50 - 1/200. Perform heat mediated antigen retrieval with citrate buffer pH 6 before commencing with IHC staining protocol.

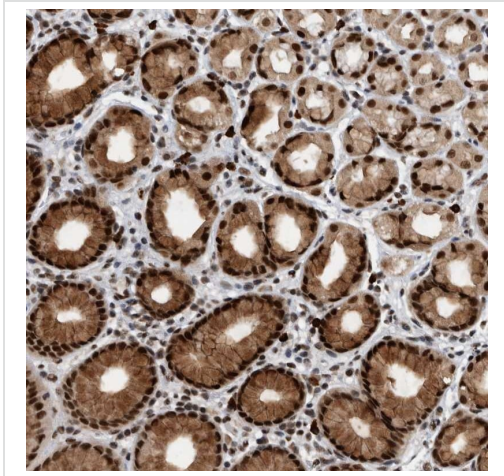
## Target

---

<b>Function</b>	Transcription factor that acts as a cardiac regulator and an effector of alpha1-adrenergic signaling. Binds to PE response elements (PERE) present in the promoter of genes such as ANF/NPPA and acts as a direct transcriptional activator of NPPA. Also acts as a cofactor with GATA4, a key cardiac regulator.
<b>Sequence similarities</b>	Belongs to the krueppel C2H2-type zinc-finger protein family. Contains 13 C2H2-type zinc fingers.
<b>Cellular localization</b>	Nucleus.

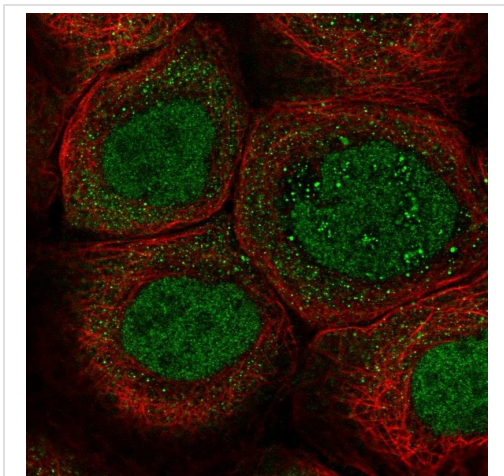
## Images

---



Paraffin-embedded human stomach tissue stained for ZNF260 using ab254823 at 1/50 dilution in immunohistochemical analysis.

Immunohistochemistry (Formalin/PFA-fixed paraffin-embedded sections) - Anti-ZNF260 antibody (ab254823)



PFA fixed, Triton X-100 permeabilized A-431 (Human epidermoid carcinoma cell line) cells labeling ZNF260 using ab254823 at 4µg/ml (green) in ICC/IF.

Immunocytochemistry/ Immunofluorescence - Anti-ZNF260 antibody (ab254823)

**Please note:** All products are "FOR RESEARCH USE ONLY. NOT FOR USE IN DIAGNOSTIC PROCEDURES"

#### **Our Abpromise to you: Quality guaranteed and expert technical support**

- Replacement or refund for products not performing as stated on the datasheet
- Valid for 12 months from date of delivery
- Response to your inquiry within 24 hours

- We provide support in Chinese, English, French, German, Japanese and Spanish
- Extensive multi-media technical resources to help you
- We investigate all quality concerns to ensure our products perform to the highest standards

If the product does not perform as described on this datasheet, we will offer a refund or replacement. For full details of the Abpromise, please visit <https://www.abcam.com/abpromise> or contact our technical team.

### **Terms and conditions**

---

- Guarantee only valid for products bought direct from Abcam or one of our authorized distributors