


Product datasheet

Anti-ZNF326 antibody ab229546

2 Images

Overview

Product name	Anti-ZNF326 antibody
Description	Rabbit polyclonal to ZNF326
Host species	Rabbit
Tested applications	Suitable for: WB, ICC/IF
Species reactivity	Reacts with: Human Predicted to work with: Cow, Rhesus monkey 
Immunogen	Recombinant fragment within Human ZNF326 (internal sequence). The exact sequence is proprietary. Database link: Q5BKZ1
Positive control	WB: IMR32 whole cell lysate. ICC/IF: NTERA-2 cl.D1 [N2/D1] cells.
General notes	<p>Reproducibility is key to advancing scientific discovery and accelerating scientists' next breakthrough.</p> <p>Abcam is leading the way with our range of recombinant antibodies, knockout-validated antibodies and knockout cell lines, all of which support improved reproducibility.</p> <p>We are also planning to innovate the way in which we present recommended applications and species on our product datasheets, so that only applications & species that have been tested in our own labs, our suppliers or by selected trusted collaborators are covered by our Abpromise™ guarantee.</p> <p>In preparation for this, we have started to update the applications & species that this product is Abpromise guaranteed for.</p> <p>We are also updating the applications & species that this product has been “predicted to work with,” however this information is not covered by our Abpromise guarantee.</p> <p>Applications & species from publications and Abreviews that have not been tested in our own labs or in those of our suppliers are not covered by the Abpromise guarantee.</p> <p>Please check that this product meets your needs before purchasing. If you have any questions, special requirements or concerns, please send us an inquiry and/or contact our Support team ahead of purchase. Recommended alternatives for this product can be found below, as well as customer reviews and Q&As.</p>

Properties

Form	Liquid
Storage instructions	Shipped at 4°C. Store at +4°C short term (1-2 weeks). Upon delivery aliquot. Store at -20°C long term. Avoid freeze / thaw cycle.
Storage buffer	pH: 7.00 Preservative: 0.01% Thimerosal (merthiolate) Constituents: 78.99% PBS, 1% BSA, 20% Glycerol (glycerin, glycerine)
Purity	Immunogen affinity purified
Clonality	Polyclonal
Isotype	IgG

Applications

Our [Abpromise guarantee](#) covers the use of **ab229546** in the following tested applications.

The application notes include recommended starting dilutions; optimal dilutions/concentrations should be determined by the end user.


Application	Abreviews	Notes
WB		1/500 - 1/3000. Predicted molecular weight: 66 kDa.
ICC/IF		1/100 - 1/1000.

Target

Relevance ZNF326 is a candidate transcription factor which may play a role in neuronal differentiation.

Cellular localization Nuclear

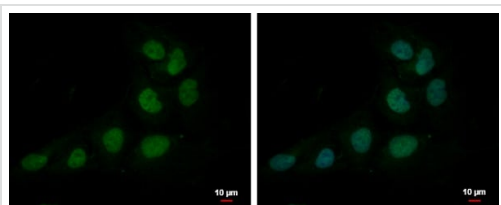
Images



Anti-ZNF326 antibody (ab229546) at 1/1000 dilution + IMR32 whole cell lysate at 30 µg

Predicted band size: 66 kDa

7.5% SDS-PAGE gel.



Immunocytochemistry/ Immunofluorescence - Anti-ZNF326 antibody (ab229546)

NTERA-2 cl.D1 [N2/D1] (human malignant pluripotent embryonic carcinoma cell line) cells stained for ZNF326 (green) using ab229546 at 1/500 dilution in ICC/IF. Cells were fixed in 4% paraformaldehyde at RT for 15 minutes.

Nuclear counterstain: Hoechst 33342 (blue).

Please note: All products are "FOR RESEARCH USE ONLY. NOT FOR USE IN DIAGNOSTIC PROCEDURES"

Our Abpromise to you: Quality guaranteed and expert technical support

- Replacement or refund for products not performing as stated on the datasheet
- Valid for 12 months from date of delivery
- Response to your inquiry within 24 hours
- We provide support in Chinese, English, French, German, Japanese and Spanish
- Extensive multi-media technical resources to help you
- We investigate all quality concerns to ensure our products perform to the highest standards

If the product does not perform as described on this datasheet, we will offer a refund or replacement. For full details of the Abpromise, please visit <https://www.abcam.com/abpromise> or contact our technical team.

Terms and conditions

- Guarantee only valid for products bought direct from Abcam or one of our authorized distributors