

Product datasheet

Anti-ZNF816A antibody ab234688

3 Images

Overview

Product name	Anti-ZNF816A antibody
Description	Rabbit polyclonal to ZNF816A
Host species	Rabbit
Tested applications	Suitable for: IHC-P, ICC/IF
Species reactivity	Reacts with: Human
Immunogen	Recombinant fragment corresponding to Human ZNF816A aa 1-200.

Sequence:

MLREEATKKSKEKEPGMALPQGRLTFRDVAIEFSLEE
 WKCLNPAQRALYR
 AVMLENYRNLEFVDSSLKSMMEFSSTRHSITGEVIHTG
 TLQRHKSHHIGD
 FCFPEMKKDIHHFEFQWQEVERNGHEAPMTKIKKLTG
 STDRSDHRHAGNK
 PIKDLGLSFHSHLPELHMFQTKGKISNQLDKSIGASS
 ASESQRISCRLK

Database link: [Q0VGE8](#)

 [Run BLAST with](#)

 [Run BLAST with](#)

Positive control	IHC-P: Human liver cancer and colon cancer tissue. ICC/IF: PC-3 cells.
-------------------------	--

Properties

Form	Liquid
Storage instructions	Shipped at 4°C. Store at +4°C short term (1-2 weeks). Upon delivery aliquot. Store at -20°C long term. Avoid freeze / thaw cycle.
Storage buffer	pH: 7.40 Preservative: 0.03% Proclin Constituents: PBS, 50% Glycerol
Purity	Protein G purified
Purification notes	Purity >95%
Clonality	Polyclonal

Isotype

IgG

Applications

Our [Abpromise guarantee](#) covers the use of **ab234688** in the following tested applications.

The application notes include recommended starting dilutions; optimal dilutions/concentrations should be determined by the end user.

Application	Abreviews	Notes
IHC-P		1/20 - 1/200.
ICC/IF		1/50 - 1/200.

Target

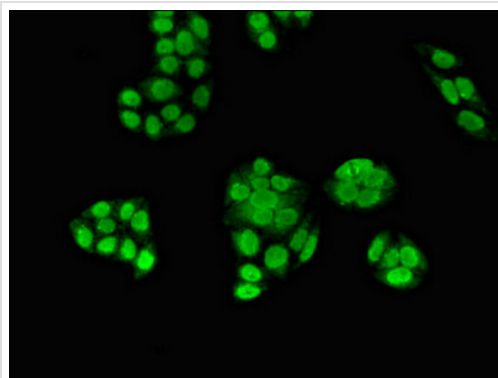
Relevance

ZNF816A may be involved in transcriptional regulation.

Cellular localization

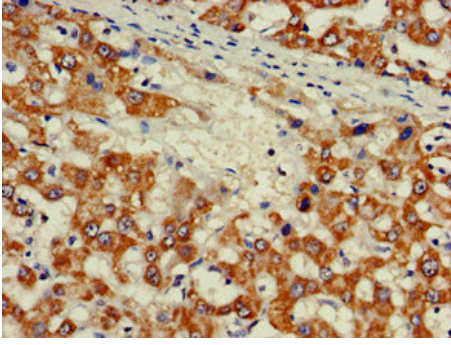
Nuclear

Images



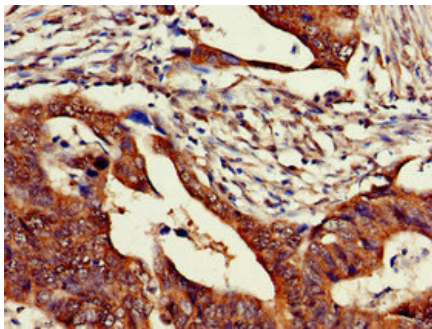
PC-3 (Human prostate adenocarcinoma cell line) cells stained for ZNF816A (green) using ab234688 at 1/100 dilution in ICC/IF. Secondary antibody is an Alexa-Fluor[®] 488-conjugated Goat Anti-Rabbit IgG (H+L).

Immunocytochemistry/ Immunofluorescence - Anti-ZNF816A antibody (ab234688)



Immunohistochemistry (Formalin/PFA-fixed paraffin-embedded sections) - Anti-ZNF816A antibody (ab234688)

Paraffin-embedded human liver cancer tissue stained for ZNF816A using ab234688 at 1/100 dilution in immunohistochemical analysis.



Immunohistochemistry (Formalin/PFA-fixed paraffin-embedded sections) - Anti-ZNF816A antibody (ab234688)

Paraffin-embedded human colon cancer tissue stained for ZNF816A using ab234688 at 1/100 dilution in immunohistochemical analysis.

Please note: All products are "FOR RESEARCH USE ONLY. NOT FOR USE IN DIAGNOSTIC PROCEDURES"

Our Abpromise to you: Quality guaranteed and expert technical support

- Replacement or refund for products not performing as stated on the datasheet
- Valid for 12 months from date of delivery
- Response to your inquiry within 24 hours
- We provide support in Chinese, English, French, German, Japanese and Spanish
- Extensive multi-media technical resources to help you
- We investigate all quality concerns to ensure our products perform to the highest standards

If the product does not perform as described on this datasheet, we will offer a refund or replacement. For full details of the Abpromise, please visit <https://www.abcam.com/abpromise> or contact our technical team.

Terms and conditions

- Guarantee only valid for products bought direct from Abcam or one of our authorized distributors