

Product datasheet

Anti-Zonula occludens protein 3/ZO3 antibody ab204231

4 Images

Overview

Product name	Anti-Zonula occludens protein 3/ZO3 antibody
Description	Rabbit polyclonal to Zonula occludens protein 3/ZO3
Host species	Rabbit
Tested applications	Suitable for: IHC-P, ICC/IF
Species reactivity	Reacts with: Human
Immunogen	Recombinant fragment corresponding to Human Zonula occludens protein 3/ZO3 aa 50-150 (N terminal). Database link: O95049

 [Run BLAST with](#)

 [Run BLAST with](#)

Positive control ICC/IF: CACO-2 cells IHC-P: Human small intestine, fallopian tube, endometrium tissues.

General notes The Life Science industry has been in the grips of a reproducibility crisis for a number of years. Abcam is leading the way in addressing this with our range of recombinant monoclonal antibodies and knockout edited cell lines for gold-standard validation. Please check that this product meets your needs before purchasing.

If you have any questions, special requirements or concerns, please send us an inquiry and/or contact our Support team ahead of purchase. Recommended alternatives for this product can be found below, along with publications, customer reviews and Q&As

Properties

Form	Liquid
Storage instructions	Shipped at 4°C. Store at +4°C short term (1-2 weeks). Upon delivery aliquot. Store at -20°C long term. Avoid freeze / thaw cycle.
Storage buffer	pH: 7.20 Preservative: 0.02% Sodium azide Constituents: 59% PBS, 40% Glycerol (glycerin, glycerine)
Purity	Immunogen affinity purified
Clonality	Polyclonal
Isotype	IgG

Applications

The Abpromise guarantee

Our [Abpromise guarantee](#) covers the use of ab204231 in the following tested applications.

The application notes include recommended starting dilutions; optimal dilutions/concentrations should be determined by the end user.

Application	Abreviews	Notes
IHC-P		1/200 - 1/500. Perform heat mediated antigen retrieval with citrate buffer pH 6 before commencing with IHC staining protocol.
ICC/IF		Use a concentration of 0.25 - 2 µg/ml.

Target

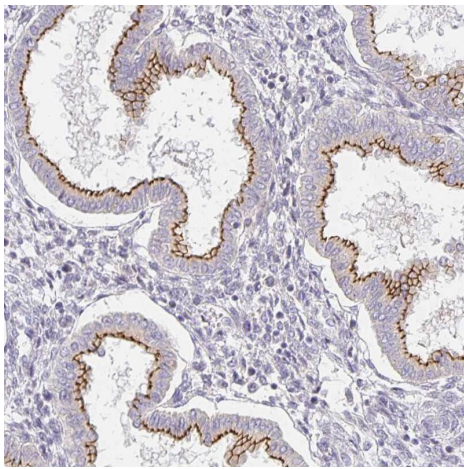
Sequence similarities

Belongs to the MAGUK family.
Contains 1 guanylate kinase-like domain.
Contains 3 PDZ (DHR) domains.
Contains 1 SH3 domain.

Cellular localization

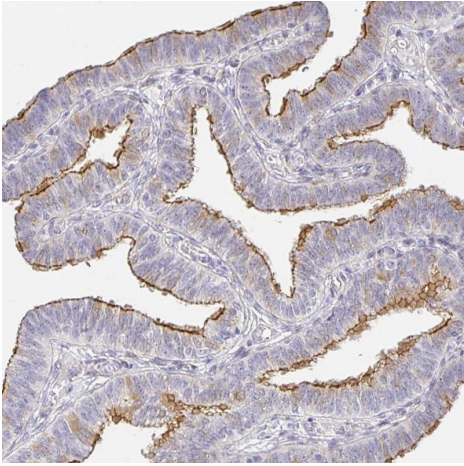
Cell membrane. Cell junction > tight junction.

Images



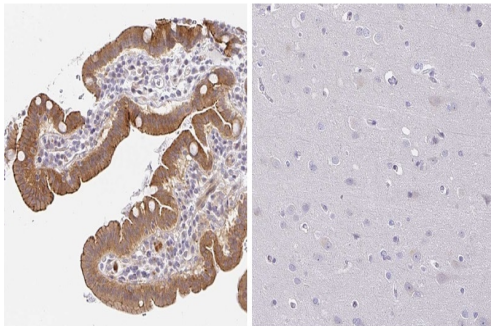
Immunohistochemical analysis of human endometrium labeling Zonula occludens protein 3/ZO3 with ab204231 at 1/200 dilution. Strong membranous positivity in glandular cells.

Immunohistochemistry (Formalin/PFA-fixed paraffin-embedded sections) - Anti-Zonula occludens protein 3/ZO3 antibody (ab204231)



Immunohistochemical analysis of human fallopian tube labeling Zonula occludens protein 3/ZO3 with ab204231 at 1/200 dilution. Strong membranous positivity in glandular cells.

Immunohistochemistry (Formalin/PFA-fixed paraffin-embedded sections) - Anti-Zonula occludens protein 3/ZO3 antibody (ab204231)



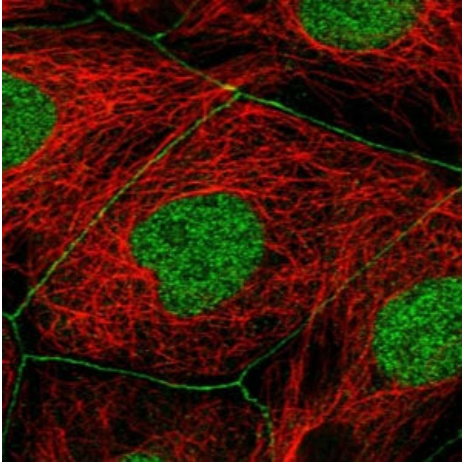
Small intestine

Cerebral cortex

Immunohistochemical analysis of human small intestine labeling Zonula occludens protein 3/ZO3 with ab204231 at a 1/200 dilution.

Negative control: Cerebral cortex

Immunohistochemistry (Formalin/PFA-fixed paraffin-embedded sections) - Anti-Zonula occludens protein 3/ZO3 antibody (ab204231)



Immunocytochemistry/ Immunofluorescence - Anti-Zonula occludens protein 3/ZO3 antibody (ab204231)

Immunofluorescence analysis of CACO-2 cells labeling Zonula occludens protein 3/ZO3 with ab204231 at 4 µg/ml.

Fixation/Permeabilization: PFA/Triton X-100

Please note: All products are "FOR RESEARCH USE ONLY. NOT FOR USE IN DIAGNOSTIC PROCEDURES"

Our Abpromise to you: Quality guaranteed and expert technical support

- Replacement or refund for products not performing as stated on the datasheet
- Valid for 12 months from date of delivery
- Response to your inquiry within 24 hours
- We provide support in Chinese, English, French, German, Japanese and Spanish
- Extensive multi-media technical resources to help you
- We investigate all quality concerns to ensure our products perform to the highest standards

If the product does not perform as described on this datasheet, we will offer a refund or replacement. For full details of the Abpromise, please visit <https://www.abcam.com/abpromise> or contact our technical team.

Terms and conditions

- Guarantee only valid for products bought direct from Abcam or one of our authorized distributors